

■ Paul  
■ Argoe  
■ Screens,  
■ Inc.

Residential  
Doors &  
Shutters



---

Since 1936, we at Paul Argoe Screens Inc., have been producing quality wood products that we're quite proud of. We feel that our success and continuous growth can be attributed to our stringent attention to detail. The Argoe family has actively managed Paul Argoe Screens for three generations. This close relationship between family and business has enabled us to maintain the very highest quality standards. Currently, our company is being supervised by two brothers – Paul Eugene Argoe and G. Lewis Argoe, Jr., and Paul Argoe, Jr., son of Paul Eugene Argoe.

Paul Argoe Screens is located in central South Carolina. Our office and 155,000 square foot manufacturing plant adjoins U.S. Highway 321 and the CSX Railroad. The equipment in our plant has been specially designed for volume production. Skilled personnel who have been trained in traditional methods of woodworking are supervised with an emphasis on craftsmanship. This unique combination of equipment and personnel results in quality products being produced at the lowest possible cost.

We are very pleased to present this latest showing of our doors and shutters. We have the most complete line of wood screen and storm doors of any one manufacturer. You may be looking for a basic wood screen door or perhaps something a little more unusual—for example, the Model 600 is a six-lite combination screen and storm door with single glass or screen panels. Please give special attention to a new product—our corner inserts. They can be installed in a simple door to create a custom designed look very inexpensively.

Quality shutters (or blinds) are also available, in both a louver and panel design. Our use of heavy blind stiles reduces the chance of warpage and provides more material at the assembly joints. A better production type blind has not been found!


Our bifold door line—louver, louver-over-panel, and full panel—offers features not available through many door manufactures. For example, we feel that adequate stile size is necessary for durability, as pivots and hinges must be attached to solid structural members. Our 1-3/4" stile provides a substantial area for the pivot attachment and decreases drill penetration into doweled joints. The result is a stronger and more lasting door unit.

Paul Argoe Screens' objective is to continue to satisfy customers with *quality* wood products at affordable and competitive prices. Please take the time to "browse" through this catalog and feel free to call if any questions arise concerning any product you see here, or even something you can't find! We'll be glad to help.




---

# Screen Doors



**400**



**400H**


---

stiles	2 3/4"
top rail	2 3/4"
center rails (2)	1 3/4"
bottom rail	5 1/2"
mullions	1 1/4"
finished thickness	1 1/8"
(1/2" hardware cloth in 400H)	


---

# Screen Doors

100 & 100H Available in Pressure Treated or Natural Wood



100





100 H

---

stiles	3 5/8"
top rail	3 5/8"
center rail	3 3/4"
bottom rail	7 1/4"
finished thickness	1 1/8"
(1/2" hardware cloth in 100H)	

# Screen Doors

100AAL Available in Pressure Treated or Natural Wood



## 100 AAL


stiles	3 5/8"
top rail	3 5/8"
center rail	3 3/4"
bottom rail	7 1/4"
finished thickness	1 1/8"
2"x2" aluminum grill	

## 300


stiles	3 5/8"
top rail	3 5/8"
center rail	4 3/4"
bottom rail	7 1/4"
finished thickness	1 1/8"

---

## Screen Doors



**300H**




**300 AAL**

---

stiles	3 5/8"
top rail	3 5/8"
center rail	4 3/4"
bottom rail	7 1/4"
finished thickness	1 1/8"
(1/2" hardware cloth in 300H; 2"x2" aluminum grill in 300AAL)	

## Screen Doors




### 300 LS

stiles	3 5/8"
top rail	3 5/8"
center rail	4 3/4"
bottom rail	7 1/4"
finished thickness	1 1/8"
(removable scroll insert in upper panel; removable louver insert in lower panel)	




---

## Screen Doors



**300DB**



**300 LL**


---

stiles	3 5/8"
top rail	3 5/8"
center rail	4 3/4"
bottom rail	7 1/4"
finished thickness	1 1/8"

(removable louver insert in lower panel in 300DB; removable louver inserts in upper and lower panels in 300LL)


# Screen Doors

312 Available in Pressure Treated or Natural Wood



## 200 RP

stiles	3 5/8"
top rail	3 5/8"
center rail	3 5/8"
bottom rail	7 1/4"
finished thickness	1 1/8"
(panel raised 7 5/8"; base overall 18")	




## 312

stiles	3 5/8"
top rail	3 5/8"
center rails (2)	2 1/2"
bottom rail	7 1/4"
mullions (2)	2 1/2"
finished thickness	1 1/8"


## Screen Doors

455 Available in Pressure Treated or Natural Wood



**345**

stiles	3 5/8"
top rail	3 5/8"
center rail	3 3/4"
bottom rail	7 1/4"
horizontal bars (3)	1 1/4"
finished thickness	1 1/8"



**455**

stiles	3 5/8"
top rail	3 5/8"
center rail	3 3/4"
bottom rail	7 1/4"
vertical bars (5)	1 1/4"
finished thickness	1 1/8"